

TÉCNICO LISBOA

Connect

Create account



Connect

Welcome to Connect. If this is your first time in this platform, create an account before proceeding.

If you already have an account, log in.

Login

Create account

Create account

Create a Connect account - ist.pt/connect -, by choosing one of the available methods, namely:

1. Email and two factor authentication;
2. eduGAIN
3. Create an account with Google;
4. Create an account with Apple.



[< Back](#)

Create account

Choose the method you want to use to create your account



Email and two factor authentication

Create account using your email and a two factor authentication method.



eduGAIN

Register with an institution member of the eduGAIN network



Create account with Google

Register your account with Google.



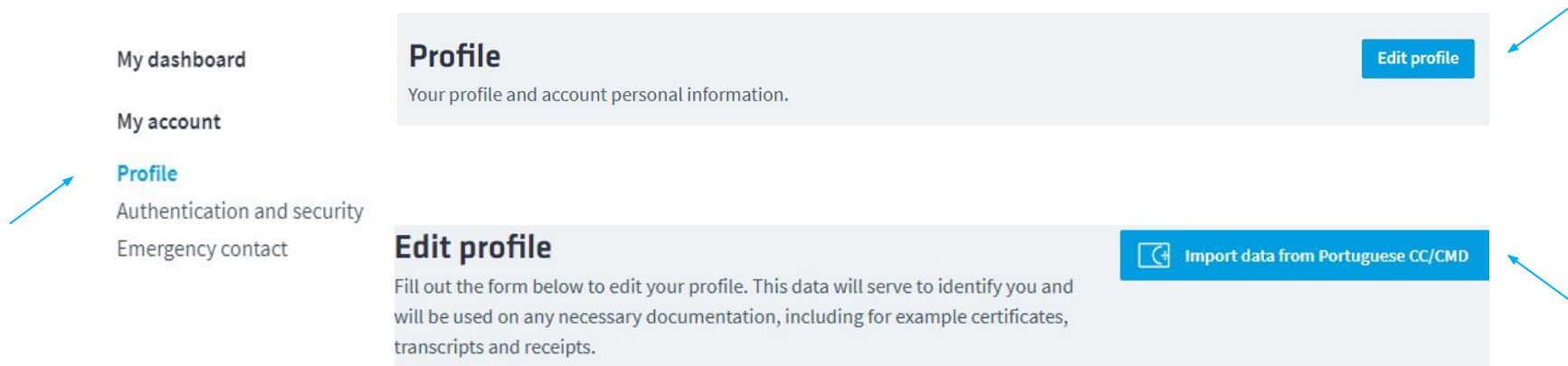
Create account with Apple

Register your account with Apple.

Filling in information

1. Do you have a Portuguese Citizen Card?

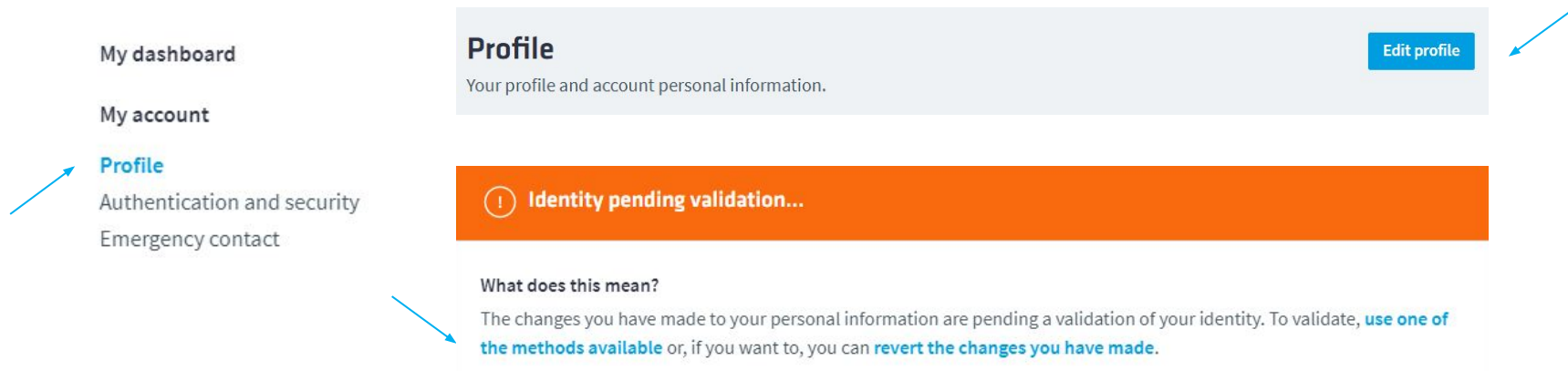
The information can be filled in automatically using a card reader and/or Digital Mobile Key and the process is complete.



Filling in information

2. Don't have a Portuguese Citizen Card?

You must fill in your personal information manually: click on “**Profile**” on the left side panel, then click on “**Edit Profile**” on the right side panel. In this case, **you need to validate your identity to complete the account creation process.**



The screenshot shows a user interface with a left sidebar and a main content area. The sidebar contains links: "My dashboard", "My account", "Profile" (highlighted in blue), "Authentication and security", and "Emergency contact". A blue arrow points from the "Profile" link to the main content area. The main content area has a header "Profile" with a subtitle "Your profile and account personal information." and an "Edit profile" button. A blue arrow points from the "Edit profile" button to the main content area. Below the header is an orange banner with a warning icon and the text "Identity pending validation...". Below the banner is a section titled "What does this mean?" with the text: "The changes you have made to your personal information are pending a validation of your identity. To validate, use one of the methods available or, if you want to, you can revert the changes you have made." A blue arrow points from the "What does this mean?" section to the main content area.

My dashboard

My account

Profile

Authentication and security

Emergency contact

Profile

Your profile and account personal information.

[Edit profile](#)

Identity pending validation...

What does this mean?

The changes you have made to your personal information are pending a validation of your identity. To validate, [use one of the methods available](#) or, if you want to, you can [revert the changes you have made](#).

Identity Validation

After manually filling in your personal details, you must choose one of the available methods to validate your identity, namely:

1. Capture images via Webcam;
2. DGES code (only available for the national higher education application process).

After submitting for validation, you must wait for an operator to confirm the submitted information and validate or reject it (only applies to validation by “Capture images via webcam”).



TÉCNICO LISBOA

[Go to my dashboard](#)

Identity validation

Choose one of the following methods to continue.



Portuguese Citizen Card

Use a card reader.



Chave Móvel Digital

You need to have access to your PIN code and mobile phone with the number associated with your Portuguese Citizen Card.



Image capture via webcam

Capture a photo of yourself and your identity card using your webcam.



DGES code


Use the password assigned to you by DGES for the higher education application process.

Support Contact

Any further questions should preferably be sent via:



Email: si@tecnico.ulisboa.pt



TÉCNICO LISBOA